

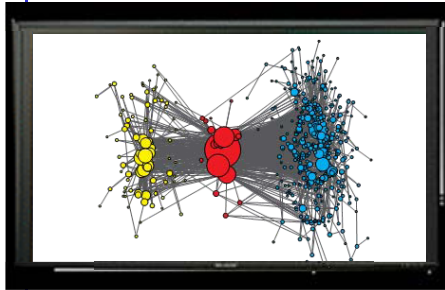


A Visualization System for Analyzing Large-Scale Complex Data

Akinori Ihara,

Nara Institute of Science and Technology, Japan




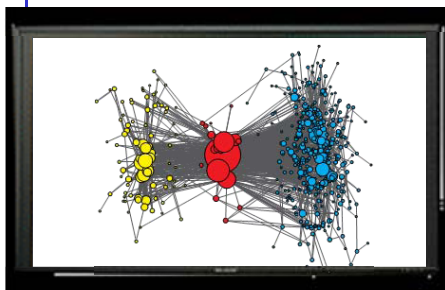
What do you do, if you analyze some complex figures?

- I analyze a small part by bits.
- I decrease a data to simplify the figure.

A Visualization System for Analyzing Large-Scale Complex Data

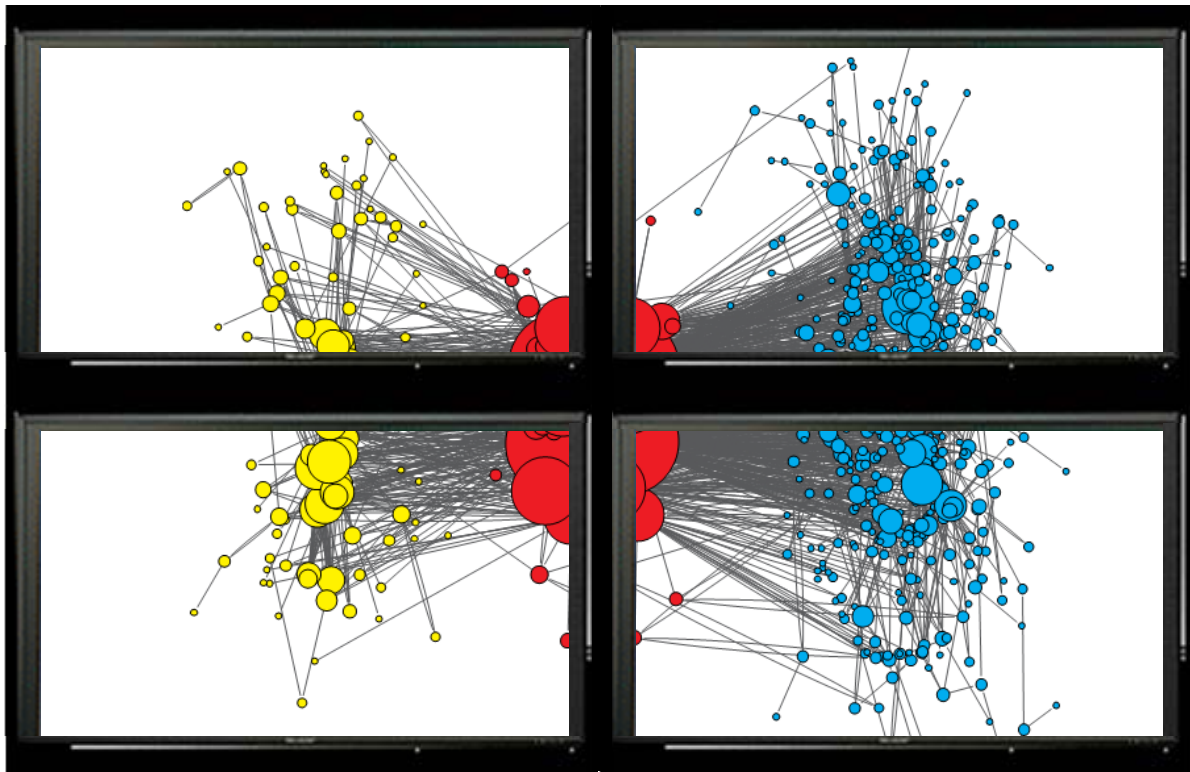
Akinori Ihara,

Nara Institute of Science and Technology, Japan



What do you do, if you analyze some complex figures?

- I analyze a small part by bits.
- I decrease a data to simplify the figure.



We increased the number of displays !

The Visualization system



In the demo session,
I introduce how to use this system.